


**SUPERCAR CHALLENGE**  
**SPA EURO RACE**  
**QUALIFYING**

**Sector Analysis**

Personal Best Session Best B Crossing the finish line in pit lane

Lap	D	Time	Sector 1	Sector 2	Sector 3	T. Spd	Elapsed	Lap	D	Time	Sector 1	Sector 2	Sector 3	T. Spd	Elapsed
<b>107</b>	<b>Team Raceart</b> 1. Roger Grouwels Porsche 991 GT3 Cup GT														
1	1	3:40.653	1:34.043	1:21.725	44.885	173.9	3:40.653	9	1	2:40.891	44.271	1:15.219	41.401	244.3	28:01.981
2	1	2:31.953	43.150	1:10.555	38.248	248.3	6:12.606	10	1	2:45.749	43.028	1:14.223	48.498	218.2	30:47.730
3	1	2:33.620	41.815	1:12.718	39.087	246.0	8:46.226								
4	1	2:32.637	42.137	1:11.560	38.940	251.7	11:18.863								
5	1	2:40.498 B	41.994	1:11.387	47.117	248.3	13:59.361								
6	1	6:25.113	4:36.157	1:10.687	38.269	217.7	20:24.474								
7	1	2:32.161	42.985	1:11.297	37.879	216.0	22:56.635								
8	1	<b>2:27.332</b>	<b>41.496</b>	<b>1:07.965</b>	<b>37.871</b>	262.8	25:23.967								
9	1	2:33.001	41.876	1:11.443	39.682	258.4	27:56.968								
10	1	2:45.544 B	43.390	1:13.848	48.306	242.2	30:42.512								
<b>108</b>	<b>JR Motorsport</b> 1. Bob Herber t.b.a. GT														
1	1	5:54.321	3:39.414	1:27.997	46.910	163.9	5:54.321								
2	1	2:37.563	44.200	1:13.715	39.648	229.3	8:31.884								
3	1	2:31.636	42.511	1:10.187	<b>38.938</b>	254.1	11:03.520								
4	1	<b>2:31.174</b>	<b>42.340</b>	<b>1:09.606</b>	39.228	246.0	13:34.694								
5	1	2:41.466 B	43.403	1:12.997	45.066	194.6	16:16.160								
<b>109</b>	<b>Topper Team</b> 1. Dirk Schulz Porsche 997 GT3 Cup GT														
1	1	4:44.202	2:30.368	1:28.667	45.167	142.7	4:44.202								
2	1	2:49.737	48.619	1:18.580	42.538	213.9	7:33.939								
3	1	2:46.042	45.909	1:18.120	42.013	222.7	10:19.981								
4	1	2:48.040	46.568	1:19.980	<b>41.492</b>	183.7	13:08.021								
5	1	2:44.933	45.643	1:17.676	41.614	220.4	15:52.954								
6	1	2:45.639	45.399	1:17.360	42.880	221.8	18:38.593								
7	1	<b>2:43.197</b>	45.379	<b>1:15.982</b>	41.836	226.4	21:21.790								
8	1	2:45.445	45.900	1:17.732	41.813	221.3	24:07.235								
9	1	2:43.219	<b>45.320</b>	1:16.366	41.533	221.8	26:50.454								
10	1	2:53.574 B	45.382	1:16.600	51.592	210.5	29:44.028								
<b>111</b>	<b>JR Motorsport</b> 1. Ward/Bas Sluys/Schouten BMW M4 Silhouette GT														
1	1	3:14.824	1:13.746	1:19.562	41.516	191.8	3:14.824								
2	1	2:38.802	44.430	1:11.557	42.815	228.8	5:53.626								
3	1	2:31.117	44.369	1:09.290	37.458	242.2	8:24.743								
4	1	<b>2:26.019</b>	<b>42.004</b>	<b>1:06.799</b>	<b>37.216</b>	248.3	10:50.762								
5	1	2:34.227 B	42.214	1:08.137	43.876	246.6	13:24.989								
6	1	4:48.517	3:01.833	1:08.213	38.471	242.2	18:13.506								
7	1	2:27.463	42.155	1:07.694	37.614	247.7	20:40.969								
8	1	2:41.190 B	42.028	1:10.720	48.442	246.0	23:22.159								
<b>113</b>	<b>Team Raceart</b> 1. Edward Grouwels Porsche 991 GT3 Cup GT														
1	1	3:42.475	1:30.431	1:27.215	44.829	155.4	3:42.475								
2	1	2:42.683	44.331	1:16.264	42.088	223.1	6:25.158								
3	1	2:36.649	42.893	1:13.463	40.293	241.1	9:01.807								
4	1	2:33.144	43.392	1:11.181	<b>38.571</b>	254.1	11:34.951								
5	1	2:52.431 B	42.739	1:17.166	52.526	217.7	14:27.382								
6	1	5:48.614	3:51.654	1:16.181	40.779	166.9	20:15.996								
7	1	2:33.542	43.642	1:11.312	38.588	236.8	22:49.538								
8	1	<b>2:31.552</b>	<b>42.491</b>	<b>1:10.454</b>	38.607	254.1	25:21.090								
<b>121</b>	<b>JR Motorsport</b> 1. Daan Meijer BMW M4 Silhouette GT														
1	1	3:15.527	1:14.220	1:19.747	41.560	189.5	3:15.527								
2	1	2:39.913	44.213	1:11.682	44.018	227.8	5:55.440								
3	1	2:37.988	45.490	1:12.141	40.357	214.3	8:33.428								
4	1	2:31.635	43.023	1:08.966	39.646	245.5	11:05.063								
5	1	<b>2:30.062</b>	42.829	1:08.462	38.771	243.8	13:35.125								
6	1	2:30.741	42.946	1:09.593	<b>38.202</b>	237.9	16:05.866								
7	1	2:30.561	43.079	<b>1:08.311</b>	39.171	244.3	18:36.427								
8	1	2:47.699 B	45.556	1:13.154	48.989	182.7	21:24.126								
9	1	4:02.559	2:14.813	1:09.380	38.366	239.5	25:26.685								
10	1	2:34.949	<b>42.475</b>	1:11.089	41.385	245.5	28:01.634								
11	1	2:33.915	43.084	1:10.192	40.639	244.3	30:35.549								
<b>123</b>	<b>SDW Shipping by JR Motorsport</b> 1. Koen/Mark Bogaerts/Van BMW M4 Silhouette GT														
1	1	3:14.247	1:12.774	1:19.784	41.689	183.7	3:14.247								
2	1	2:39.131	44.603	1:11.537	42.991	236.8	5:53.378								
3	1	2:33.831	44.651	1:10.760	38.420	216.4	8:27.209								
4	1	2:29.628	42.746	1:08.857	<b>38.025</b>	242.2	10:56.837								
5	1	2:30.651	42.623	1:09.537	38.491	241.6	13:27.488								
6	1	<b>2:29.197</b>	43.408	<b>1:07.635</b>	38.154	238.4	15:56.685								
7	1	2:40.271 B	42.509	1:09.507	48.255	244.9	18:36.956								
8	1	4:10.347	2:18.302	1:12.977	39.068	177.0	22:47.303								
9	1	2:29.554	42.905	1:07.778	38.871	240.5	25:16.857								
10	1	2:33.542	43.697	1:09.688	40.157	238.4	27:50.399								
11	1	2:35.109	<b>42.364</b>	1:09.476	43.269	244.9	30:25.508								
<b>127</b>	<b>Cor Euser Racing</b> 1. Cor Euser Marcos Mantis GT														
1	1	17:21.370	...	1:22.364	41.594	185.2	17:21.370								
2	1	2:38.395	44.558	1:14.473	<b>39.364</b>	230.3	19:59.765								
3	1	<b>2:36.899</b>	<b>44.031</b>	<b>1:12.559</b>	40.309	231.8	22:36.664								
4	1	2:41.156	46.721	1:13.933	40.502	156.3	25:17.820								
5	1	2:42.598	46.082	1:15.054	41.462	221.3	28:00.418								
6	1	2:59.291 B	44.620	1:15.808	58.863	209.7	30:59.709								
<b>151</b>	<b>EMG Motorsport</b> 1. Patrick/Donald Lamster/M Porsche 991 GT3 Cup GT														
1	1	5:53.732	3:38.651	1:28.474	46.607	163.9	5:53.732								
2	1	2:44.962	46.799	1:16.870	41.293	204.9	8:38.694								
3	1	2:40.685	44.833	1:14.340	41.512	214.7	11:19.379								
4	1	2:52.972 B	43.522	1:13.814	55.636	225.5	14:12.351								
5	1	4:38.011	2:45.232	1:13.622	39.157	218.2	18:50.362								
6	1	2:29.435	41.780	1:09.569	38.086	241.1	21:19.797								
7	1	2:27.354	41.575	1:08.109	37.670	257.8	23:47.151								
8	1	<b>2:26.485</b>	41.316	<b>1:07.857</b>	<b>37.312</b>	256.5	26:13.636								
9	1	2:34.390	42.449	1:11.514	40.427	239.5	28:48.026								
10	1	2:27.848	<b>41.152</b>	1:08.665	38.031	258.4	31:15.874								
<b>152</b>	<b>EMG Motorsport</b> 1. John de Wilde 2. Steve van Bellingen Porsche 991 GT3 Cup GT														



**SUPERCAR CHALLENGE**  
**SPA EURO RACE**  
**QUALIFYING**

**Sector Analysis**

Personal Best Session Best B Crossing the finish line in pit lane

Lap	D	Time	Sector 1	Sector 2	Sector 3	T. Spd	Elapsed	Lap	D	Time	Sector 1	Sector 2	Sector 3	T. Spd	Elapsed
1	1	5:55.545	3:45.920	1:23.211	46.414	160.0	5:55.545	5	1	5:35.247	3:36.461	1:15.986	42.800	203.0	19:53.787
2	1	2:39.464	45.965	1:13.906	39.593	224.5	8:35.009	6	1	2:46.101	47.748	1:15.585	42.768	212.6	22:39.888
3	1	2:31.013	42.379	1:10.004	38.630	248.3	11:06.022	7	1	2:48.011	47.952	1:16.150	43.909	211.4	25:27.899
4	1	2:30.189	42.212	1:09.662	38.315	212.6	13:36.211	8	1	2:45.089	47.766	1:15.321	42.002	211.8	28:12.988
5	1	2:30.919	41.824	1:10.908	38.187	238.9	16:07.130	9	1	2:46.447	47.694	1:16.250	42.503	218.2	30:59.435
6	1	2:29.505	42.078	1:09.196	38.231	225.0	18:36.635								
7	1	2:40.684	42.407	1:12.324	45.953	249.4	21:17.319								
8	1	5:14.052	3:10.925	1:19.490	43.637	150.2	26:31.371								
9	1	2:32.548	43.139	1:10.464	38.945	252.9	29:03.919								
10	1	2:29.140	41.912	1:09.051	38.177	252.9	31:33.059								

**169** **ABOG Racing** Porsche 991 Cup GT  
1. Aart Bosman

1	1	5:17.758	3:18.969	1:15.762	43.027	192.2	5:17.758
2	1	2:33.448	43.800	1:11.105	38.543	247.1	7:51.206
3	1	2:32.181	43.303	1:10.140	38.738	238.4	10:23.387
4	1	2:31.087	42.527	1:10.080	38.480	248.3	12:54.474
5	1	2:32.379	42.584	1:09.946	39.849	253.5	15:26.853
6	1	2:32.799	42.920	1:10.417	39.462	254.1	17:59.652
7	1	2:46.427	44.417	1:12.747	49.263	217.7	20:46.079
8	1	3:56.615	2:03.345	1:12.207	41.063	238.4	24:42.694
9	1	2:49.383	42.755	1:18.885	47.743	248.8	27:32.077

**201** **Febo Racing Team** Seat Sport Leon Cup Racer SS1  
1. Dennis/Martin de Borst/de

1	1	4:31.859	2:29.705	1:18.041	44.113	181.8	4:31.859
2	1	2:40.912	47.476	1:12.417	41.019	220.4	7:12.771
3	1	2:36.291	45.078	1:10.685	40.528	227.8	9:49.062
4	1	2:37.406	45.177	1:11.880	40.349	223.6	12:26.468
5	1	2:35.644	44.912	1:10.466	40.266	233.3	15:02.112
6	1	2:36.489	44.662	1:11.360	40.467	235.8	17:38.601
7	1	2:54.115	49.646	1:13.237	51.232	180.6	20:32.716
8	1	3:31.771	1:38.458	1:12.666	40.647	229.8	24:04.487
9	1	2:36.925	44.553	1:11.415	40.957	216.0	26:41.412
10	1	2:36.875	45.125	1:11.279	40.471	233.8	29:18.287
11	1	2:37.181	44.834	1:11.493	40.854	233.8	31:55.468

**204** **Munckhof Racing** BMW Z4 Coupe GTR SS1  
1. Eric/Henry van den Muncck

1	1	5:44.285	3:16.567	1:25.349	1:02.369	194.9	5:44.285
2	1	3:17.149	1:21.187	1:14.715	41.247	186.2	9:01.434
3	1	2:38.693	45.532	1:13.044	40.117	224.5	11:40.127
4	1	2:37.083	44.877	1:12.110	40.096	231.3	14:17.210
5	1	2:36.526	45.035	1:11.322	40.169	233.8	16:53.736
6	1	2:35.725	45.113	1:10.736	39.876	228.3	19:29.461
7	1	2:35.753	44.881	1:11.085	39.787	225.5	22:05.214
8	1	2:52.098	49.543	1:15.900	46.655	191.5	24:57.312
9	1	2:38.346	44.881	1:13.032	40.433	234.3	27:35.658
10	1	2:35.972	44.851	1:11.361	39.760	231.8	30:11.630

**205** **Brightfiber de Vreede/ de Leeuw** BMW E46 M3 SS1  
1. Patrick/Rogier de Vreede/

1	1	3:51.256	1:44.389	1:22.881	43.986	150.0	3:51.256
2	1	2:45.880	47.865	1:15.224	42.791	217.3	6:37.136
3	1	2:45.644	47.816	1:15.257	42.571	209.7	9:22.780
4	1	4:55.760	50.972	2:51.736	1:13.052	138.3	14:18.540

**208** **JR Motorsport** BMW E92 V8 SS1  
1. Ted van Vliet

1	1	3:21.684	1:20.582	1:18.033	43.069	180.9	3:21.684
2	1	2:45.180	46.905	1:15.794	42.481	232.3	6:06.864
3	1	2:49.137	46.611	1:19.251	43.275	220.9	8:56.001
4	1	2:46.121	46.472	1:16.413	43.236	230.8	11:42.122
5	1	3:15.269	48.461	1:27.265	59.543	191.2	14:57.391
6	1	4:35.743	2:30.032	1:20.590	45.121	176.2	19:33.134
7	1	2:45.498	47.514	1:15.649	42.335	230.8	22:18.632
8	1	2:49.020	50.031	1:16.423	42.566	205.7	25:07.652
9	1	2:45.445	47.232	1:14.966	43.247	219.1	27:53.097
10	1	2:48.382	48.581	1:16.804	42.997	220.0	30:41.479

**210** **E2P Racing** Ginetta G50 SS1  
1. Kosta Kanaroglou


1	1	3:34.647	1:32.214	1:19.087	43.346	163.1	3:34.647
2	1	2:42.896	47.450	1:14.029	41.417	211.8	6:17.543
3	1	2:43.173	47.494	1:14.136	41.543	222.7	9:00.716
4	1	2:57.907	46.442	1:18.793	52.672	204.9	11:58.623
5	1	3:29.152	1:34.261	1:12.777	42.114	216.9	15:27.775
6	1	2:39.143	45.822	1:11.908	41.413	223.6	18:06.918
7	1	2:44.744	46.718	1:16.215	41.811	214.7	20:51.662
8	1	2:41.104	46.183	1:13.057	41.864	213.9	23:32.766
9	1	2:38.644	46.183	1:11.957	40.504	220.4	26:11.410
10	1	2:38.291	46.067	1:11.874	40.350	225.9	28:49.701
11	1	2:38.246	45.908	1:11.244	41.094	225.5	31:27.947

**217** **Ferry Monster Motorsport** Seat Sport Leon Cup Racer SS1  
1. Martin/Teunis Huisman/V.

1	1	3:57.977	1:54.949	1:21.152	41.876	200.4	3:57.977
2	1	2:40.249	46.119	1:13.176	40.954	229.8	6:38.226
3	1	2:37.947	46.151	1:11.705	40.091	230.8	9:16.173
4	1	2:38.079	45.454	1:12.037	40.588	232.3	11:54.252
5	1	2:49.326	45.155	1:13.433	50.738	235.3	14:43.578
6	1	3:21.954	1:28.275	1:12.494	41.185	230.8	18:05.532
7	1	2:39.430	45.762	1:12.026	41.642	232.3	20:44.962
8	1	2:38.390	45.526	1:12.340	40.524	231.8	23:23.352
9	1	2:38.875	45.573	1:12.423	40.879	230.8	26:02.227
10	1	2:39.434	46.223	1:12.535	40.676	230.8	28:41.661
11	1	2:39.589	45.853	1:13.095	40.641	232.3	31:21.250

**222** **Blueberry Racing** BMW E46 M3 SS1  
1. Ronald/Luuk van Loon/va

1	1	5:42.701	3:36.584	1:21.049	45.068	188.2	5:42.701
2	1	2:45.461	48.304	1:14.878	42.279	224.5	8:28.162
3	1	2:42.942	45.758	1:15.824	41.360	229.3	11:11.104
4	1	2:41.184	45.462	1:14.241	41.481	232.3	13:52.288
5	1	2:58.457	50.000	1:16.690	51.767	210.5	16:50.745
6	1	7:55.133	5:55.132	1:17.264	42.737	225.0	24:45.878
7	1	2:46.938	46.506	1:18.859	41.573	227.8	27:32.816




**SUPERCAR CHALLENGE**  
**SPA EURO RACE**  
**QUALIFYING**

**Sector Analysis**

Personal Best Session Best B Crossing the finish line in pit lane

Lap	D	Time	Sector 1	Sector 2	Sector 3	T. Spd	Elapsed	Lap	D	Time	Sector 1	Sector 2	Sector 3	T. Spd	Elapsed
8	1	2:41.434	45.741	1:14.718	40.975	229.3	30:14.250	4	1	2:43.382	46.274	1:15.701	41.407	171.2	12:13.727
<b>245</b> <b>Harders Plaza</b> BMW SS1 1. Robert/Benjamin van den								5 1 2:40.221 45.578 1:13.697 40.946 227.8 14:53.948							
1	1	5:40.481					5:40.481	6	1	2:41.249	45.618	1:13.065	42.566	230.3	17:35.197
2	1	3:02.868					8:43.349	7	1	2:42.397	45.517	1:15.045	41.835	210.9	20:17.594
3	1	2:40.459					11:23.808	8	1	2:46.265	49.344	1:15.354	41.567	198.9	23:03.859
4	1	2:37.770					14:01.578	9	1	2:39.110	45.499	1:12.907	40.704	230.3	25:42.969
5	1	2:37.434					16:39.012	10	1	2:39.092	45.340	1:12.995	40.757	236.8	28:22.061
6	1	2:39.775					19:18.787	11	1	2:39.723	45.339	1:13.445	40.939	237.9	31:01.784
7	1	2:37.091					21:55.878	<b>305</b> <b>PDS Racing</b> Seat Leon Supercopa MK11 SS2 1. Michael Smith							
8	1	2:44.548					24:40.426	1	1	4:13.735 B	1:33.065	1:38.108	1:02.562	130.4	4:13.735
9	1	2:37.142					27:17.568	2	1	7:15.975 B	4:39.051	1:32.003	1:04.921	135.2	11:29.710
10	1	2:45.290					30:02.858	3	1	8:51.643	6:26.189	1:30.987	54.467	124.0	20:21.353
<b>246</b> <b>Stichting Euro Autosport</b> BMW E92 M3 SS1 1. Ruud Olij								4	1	3:29.074	1:04.141	1:29.875	55.058	148.1	23:50.427
1	1	3:47.575	1:36.351	1:25.467	45.757	148.6	3:47.575	5	1	3:24.870	1:02.854	1:26.413	55.603	150.8	27:15.297
2	1	2:45.379	47.337	1:16.013	42.029	221.8	6:32.954	6	1	3:52.100 B	1:06.047	1:39.916	1:06.137	141.2	31:07.397
3	1	2:41.081	45.773	1:13.973	41.335	235.8	9:14.035	<b>306</b> <b>Intersport Racing</b> Lamborghini Super Trofeo GT 1. Adam Hayes 2. Kevin Clarke							
4	1	2:39.657	44.936	1:14.040	40.681	222.2	11:53.692	1	1	3:36.164	1:24.614	1:25.398	46.152	163.6	3:36.164
5	1	2:39.318	44.702	1:13.364	41.252	240.0	14:33.010	2	1	2:49.258	47.646	1:18.604	43.008	191.8	6:25.422
6	1	2:39.944	45.052	1:13.821	41.071	210.5	17:12.954	3	1	2:52.857 B	46.464	1:15.936	50.457	219.1	9:18.279
7	1	3:01.067 B	46.149	1:18.862	56.056	168.2	20:14.021	4	1	4:13.745	2:14.630	1:16.684	42.431	179.4	13:32.024
<b>259</b> <b>BS Racing Team</b> BMW E46 GTR SS1 1. Marcel/Peter van de Maat								5	1	2:43.917	45.548	1:15.910	42.459	230.8	16:15.941
1	1	5:41.042	3:26.197	1:26.463	48.382	143.8	5:41.042	6	1	2:41.798	46.054	1:14.069	41.675	211.8	18:57.739
2	1	2:53.453	50.875	1:17.855	44.723	187.2	8:34.495	7	1	2:42.298	46.152	1:14.007	42.139	196.0	21:40.037
3	1	2:39.672	46.413	1:12.304	40.955	228.3	11:14.167	8	1	2:42.643	47.083	1:13.863	41.697	214.3	24:22.680
4	1	2:38.444	45.143	1:12.228	41.073	231.3	13:52.611	9	1	2:41.679	46.259	1:13.499	41.921	219.5	27:04.359
5	1	2:37.820	45.915	1:11.228	40.677	227.8	16:30.431	10	1	2:41.417	45.738	1:14.132	41.547	225.5	29:45.776
6	1	2:36.876	45.253	1:11.512	40.111	230.8	19:07.307	11	1	2:43.021	46.552	1:14.512	41.957	209.7	32:28.797
7	1	2:37.058	45.085	1:10.949	41.024	230.8	21:44.365	<b>311</b> <b>Spork Racing Team</b> Seat Leon Supercopa SS2 1. Jimmy Adriaenssens 2. Kris van Kelst							
8	1	2:58.821	58.427	1:17.664	42.730	170.9	24:43.186	1	1	5:48.715	3:28.881	1:31.780	48.054	108.1	5:48.715
9	1	2:38.309	45.494	1:12.623	40.192	230.8	27:21.495	2	1	3:20.382 B	51.006	1:32.597	56.779	185.2	9:09.097
10	1	2:36.284	45.001	1:10.919	40.364	231.3	29:57.779	3	1	4:52.584	2:44.563	1:20.872	47.149	203.0	14:01.681
<b>262</b> <b>Van der Kooi Racing</b> Lotus Exige V6 SS1 1. Roelant de Waard								4	1	3:03.585 B	49.545	1:19.018	55.022	209.3	17:05.266
1	1	5:30.734	3:17.730	1:27.114	45.890	173.4	5:30.734	5	1	4:05.123	2:05.629	1:16.642	42.852	212.2	21:10.389
2	1	2:42.593	46.478	1:14.938	41.177	238.4	8:13.327	6	1	2:50.046	51.977	1:14.853	43.216	208.5	24:00.435
3	1	2:40.473	45.892	1:13.199	41.382	240.0	10:53.800	7	1	2:44.530	48.052	1:14.136	42.342	215.6	26:44.965
4	1	2:44.761	45.704	1:15.604	43.453	213.0	13:38.561	8	1	2:45.057	48.318	1:14.354	42.385	213.9	29:30.022
5	1	2:42.309	45.927	1:15.348	41.034	241.6	16:20.870	9	1	2:43.806	47.683	1:13.727	42.396	216.9	32:13.828
6	1	2:38.713	44.946	1:12.469	41.298	244.3	18:59.583	<b>324</b> <b>West Suffolk Racing</b> BMW E90 SS2 1. Ollie Taylor 2. Jordan Albert							
7	1	2:47.523	46.394	1:17.139	43.990	229.8	21:47.106	1	1	3:08.305	1:07.471	1:18.176	42.658	193.9	3:08.305
8	1	2:45.581	50.331	1:13.809	41.441	217.7	24:32.687	2	1	2:46.728	46.234	1:14.829	45.665	226.9	5:55.033
9	1	3:44.317 B	47.181	1:38.824	1:18.312	188.2	28:17.004	3	1	2:51.867	46.544	1:16.523	48.800	202.6	8:46.900
<b>299</b> <b>JR Motorsport</b> BMW GTR SS1 1. Rick Renmans								4	1	2:41.061	45.955	1:14.009	41.097	234.8	11:27.961
1	1	3:52.752	1:36.802	1:29.014	46.936	128.1	3:52.752	5	1	2:39.141	45.215	1:12.771	41.155	234.3	14:07.102
2	1	2:52.130	48.502	1:20.272	43.356	210.1	6:44.882	6	1	3:02.105 B	51.472	1:19.891	50.742	201.1	17:09.207
3	1	2:45.463	46.991	1:16.686	41.786	223.1	9:30.345	<b>351</b> <b>DRDO-Koopman Racing</b> BMW M3 E46 SS2 1. Peter Koelewijn							



**SUPERCAR CHALLENGE**  
**SPA EURO RACE**  
**QUALIFYING**

**Sector Analysis**

■ Personal Best ■ Session Best B Crossing the finish line in pit lane

Lap	D	Time	Sector 1	Sector 2	Sector 3	T. Spd	Elapsed	Lap	D	Time	Sector 1	Sector 2	Sector 3	T. Spd	Elapsed
1	1	5:44.723	3:29.509	1:27.018	48.196	145.6	5:44.723	1	1	7:40.822	5:24.707	1:30.285	45.830	156.3	7:40.822
2	1	2:53.153	49.484	1:18.538	45.131	210.9	8:37.876	2	1	2:53.121	50.273	1:17.992	44.856	197.8	10:33.943
3	1	2:50.013	49.199	1:17.561	43.253	216.9	11:27.889	3	1	2:52.321	49.325	1:17.920	45.076	187.5	13:26.264
4	1	2:47.461	47.905	1:16.269	43.287	215.1	14:15.350	4	1	2:54.742	49.353	1:20.132	45.257	212.6	16:21.006
5	1	2:48.639	48.599	1:16.417	43.623	216.0	17:03.989	5	1	2:50.969	49.382	1:17.516	44.071	218.6	19:11.975
6	1	3:14.531 B	49.466	1:26.866	58.199	206.9	20:18.520	6	1	2:49.895	48.957	1:16.930	44.008	212.6	22:01.870
7	1	4:28.231	2:22.707	1:20.039	45.485	183.4	24:46.751	7	1	2:48.905	49.053	1:16.249	43.603	219.5	24:50.775
8	1	2:50.818	48.097	1:18.093	44.628	217.7	27:37.569	8	1	2:49.682	48.768	1:17.010	43.904	220.0	27:40.457
9	1	2:48.135	47.823	1:16.474	43.838	222.2	30:25.704	9	1	2:48.474	48.103	1:16.841	43.530	224.5	30:28.931

**352** DRDO-Koopman Racing BMW M3 E46 SS2  
1. Emile Drummen  
2. Ronald Friederich

1	1	5:59.310	3:33.253	1:34.854	51.203	143.8	5:59.310
2	1	2:58.433	50.460	1:23.453	44.520	197.8	8:57.743
3	1	2:50.546	48.786	1:18.506	43.254	221.8	11:48.289
4	1	2:49.658	48.781	1:17.042	43.835	208.1	14:37.947
5	1	2:48.569	48.724	1:16.811	43.034	216.0	17:26.516
6	1	2:48.170	48.647	1:16.374	43.149	211.8	20:14.686
7	1	3:10.128 B	51.445	1:22.398	56.285	202.6	23:24.814
8	1	4:26.103	2:15.504	1:23.433	47.166	202.6	27:50.917
9	1	2:59.217	50.490	1:22.102	46.625	191.8	30:50.134

**360** DRDO BMW GTR SS2  
1. Cees Lubbers  
2. Leon Rijnbeek

1	1	3:17.937	1:14.412	1:20.886	42.639	175.6	3:17.937
2	1	2:44.267	47.458	1:15.040	41.769	220.0	6:02.204
3	1	2:44.300	46.974	1:14.625	42.701	222.7	8:46.504
4	1	2:56.466 B	48.746	1:16.709	51.011	219.1	11:42.970
5	1	4:04.953	2:06.366	1:15.911	42.676	219.5	15:47.923
6	1	2:44.448	47.037	1:15.478	41.933	222.2	18:32.371
7	1	2:43.487	47.344	1:14.222	41.921	224.5	21:15.858
8	1	2:44.241	47.102	1:14.865	42.274	224.1	24:00.099
9	1	3:11.816 B	49.081	1:26.224	56.511	153.6	27:11.915

**354** DRDO-Koopman Racing BMW M3 E46 SS2  
1. Freddy Schaap

1	1	5:42.083	3:27.524	1:25.750	48.809	145.0	5:42.083
2	1	2:55.215	50.446	1:20.020	44.749	195.3	8:37.298
3	1	2:55.174	49.918	1:20.939	44.317	197.8	11:32.472
4	1	2:52.153	49.233	1:18.913	44.007	221.8	14:24.625
5	1	2:52.715	48.967	1:19.715	44.033	212.2	17:17.340
6	1	2:51.543	49.052	1:18.589	43.902	213.0	20:08.883
7	1	3:12.251 B	49.527	1:22.237	1:00.487	200.4	23:21.134
8	1	4:42.650	2:34.431	1:20.923	47.296	196.0	28:03.784
9	1	2:52.925	48.677	1:19.945	44.303	225.9	30:56.709

**371** DRDO - Davytec BMW 130i SS2  
1. Andre Seinen

1	1	6:36.519	3:39.589	1:59.475	57.455	127.2	6:36.519
2	1	3:17.121	58.172	1:29.472	49.477	178.2	9:53.640
3	1	4:54.161	2:22.646	1:36.425	55.090	180.0	14:47.801
4	1	3:28.349	54.372	1:36.772	57.205	193.2	18:16.150
5	1	5:28.300	2:58.767	1:35.508	54.025	154.5	23:44.450

**355** DRDO-Koopman Racing BMW M3 E46 SS2  
1. Daan van Kuijk  
2. Wouter Boerekamps

1	1	5:31.872	3:26.662	1:21.374	43.836	137.8	5:31.872
2	1	2:46.750	47.509	1:16.136	43.105	219.1	8:18.622
3	1	2:47.823	48.163	1:16.754	42.906	213.4	11:06.445
4	1	3:13.790 B	51.397	1:21.277	1:01.116	185.2	14:20.235

**401** Spirit Racing Renault Clio RS 2.0 16V Sport  
1. Bart Drost

1	1	4:13.998	1:56.838	1:29.116	48.044	185.2	4:13.998
2	1	3:02.974	53.371	1:22.898	46.705	184.3	7:16.972
3	1	3:01.693	53.621	1:21.656	46.416	191.2	10:18.665
4	1	3:02.536	53.954	1:21.416	47.166	189.1	13:21.201
5	1	2:59.172	52.775	1:20.200	46.197	193.9	16:20.373
6	1	2:58.527	52.762	1:20.071	45.694	195.3	19:18.900
7	1	2:57.278	52.709	1:19.149	45.420	194.6	22:16.178
8	1	2:59.475	52.661	1:20.950	45.864	189.5	25:15.653
9	1	3:00.092	52.613	1:21.566	45.913	195.3	28:15.745
10	1	3:09.491 B	54.011	1:21.275	54.205	190.1	31:25.236


**357** DRDO - Certainty BMW M3 E46 SS2  
1. Dennis van der Linden

1	1	7:43.357	5:22.943	1:31.499	48.915	151.9	7:43.357
2	1	2:56.980	51.004	1:20.641	45.335	188.8	10:40.337
3	1	2:54.744	50.232	1:20.246	44.266	185.6	13:35.081
4	1	2:55.742	52.050	1:18.526	45.166	199.3	16:30.823
5	1	2:53.729	49.847	1:19.223	44.659	196.0	19:24.552
6	1	2:52.218	49.633	1:18.093	44.492	193.2	22:16.770
7	1	2:55.586	51.491	1:19.671	44.424	189.1	25:12.356
8	1	2:56.006	49.826	1:21.356	44.824	199.6	28:08.362
9	1	2:52.355	49.711	1:18.236	44.408	198.9	31:00.717

**402** Traxx Racing Team Peugeot RCZ Cup Sport  
1. Chris Voet  
2. Bart van den Broeck

1	1	3:23.869	1:09.136	1:28.036	46.697	170.9	3:23.869
2	1	2:54.531	50.768	1:18.979	44.784	201.1	6:18.400
3	1	2:50.921	49.412	1:18.074	43.435	204.2	9:09.321
4	1	2:48.210	49.152	1:16.112	42.946	209.3	11:57.531
5	1	2:48.951	49.082	1:15.493	44.376	209.7	14:46.482
6	1	2:48.434	49.296	1:15.456	43.682	210.1	17:34.916
7	1	2:49.639	49.375	1:16.080	44.184	211.4	20:24.555
8	1	2:48.648	49.431	1:15.847	43.370	210.1	23:13.203
9	1	2:51.289	50.357	1:16.723	44.209	206.5	26:04.492
10	1	2:49.828	49.306	1:17.246	43.276	210.9	28:54.320
11	1	2:49.415	48.913	1:16.883	43.619	211.4	31:43.735

**358** DRDO - Certainty BMW M3 E46 SS2  
1. Floris Dullaart



**SUPERCAR CHALLENGE**  
**SPA EURO RACE**  
**QUALIFYING**

**Sector Analysis**

■ Personal Best ■ Session Best B Crossing the finish line in pit lane

Lap	D	Time	Sector 1	Sector 2	Sector 3	T. Spd	Elapsed	Lap	D	Time	Sector 1	Sector 2	Sector 3	T. Spd	Elapsed
-----	---	------	----------	----------	----------	--------	---------	-----	---	------	----------	----------	----------	--------	---------

403		Spirit Racing		Renault Clio RS 2.0 16V Sport											
		1.Rob Nieman													
1	1	3:57.753	1:39.589	1:30.457	47.707	136.4	3:57.753								
2	1	2:54.272	50.558	1:18.902	44.812	202.6	6:52.025								
3	1	2:52.412	49.661	1:18.487	44.264	208.1	9:44.437								
4	1	2:52.057	49.954	1:18.406	<b>43.697</b>	179.4	12:36.494								
5	1	2:51.966	49.655	1:17.385	44.926	208.1	15:28.460								
6	1	<b>2:49.425</b>	<b>49.216</b>	<b>1:15.979</b>	44.230	211.4	18:17.885								
7	1	2:51.091	50.257	1:16.799	44.035	207.7	21:08.976								
8	1	3:08.930 <b>B</b>	55.130	1:19.833	53.967	179.1	24:17.906								

405		Bronckhorst Car Racing		BMW Zilhouette 2.0 Sport											
		1.Henk Tappel													
		2.Toon Rutgers													
1	1	6:01.212	3:36.185	1:32.472	<b>52.555</b>	136.5	6:01.212								
2	1	3:09.678 <b>B</b>	<b>53.235</b>	1:20.255	56.188	182.1	9:10.890								
3	1	4:01.249 <b>B</b>	1:48.316	1:18.677	54.256	184.9	13:12.139								
4	1	8:23.916 <b>B</b>	6:08.352	<b>1:18.579</b>	56.985	169.5	21:36.055								

413		AT Motorsport		Ford Focus Sport											
		1.Kim Troeijen													
		2.Wim Lemmers													
1	1	5:58.866	3:31.962	1:34.720	52.184	145.4	5:58.866								
2	1	3:03.092	54.549	1:22.570	45.973	190.5	9:01.958								
3	1	3:17.033	52.693	1:36.999	47.341	192.9	12:18.991								
4	1	3:00.605	53.557	1:20.580	46.468	190.8	15:19.596								
5	1	<b>2:58.751</b>	52.688	<b>1:19.662</b>	46.401	188.8	18:18.347								
6	1	3:24.248	53.495	1:42.797	47.956	194.2	21:42.595								
7	1	3:00.149	53.223	1:20.401	46.525	189.1	24:42.744								
8	1	2:59.085	52.737	1:20.405	<b>45.943</b>	188.5	27:41.829								
9	1	2:59.232	<b>52.543</b>	1:20.016	46.673	194.6	30:41.061								

416		Kustlicht		Alfa 147 Sport											
		1.John van der Voort													
		2.Sandra van der Sloot													
1	1	6:14.854	3:38.759	1:45.790	50.305	135.2	6:14.854								
2	1	2:59.952	50.920	1:24.307	44.725	190.1	9:14.806								
3	1	2:50.043	49.994	1:16.210	43.839	202.6	12:04.849								
4	1	<b>2:48.650</b>	49.946	<b>1:15.044</b>	<b>43.660</b>	200.7	14:53.499								
5	1	2:51.869	<b>49.733</b>	1:18.297	43.839	204.5	17:45.368								
6	1	3:03.394 <b>B</b>	50.427	1:17.206	55.761	199.6	20:48.762								

423		Spirit Racing		Renault Clio RS 2.0 16V											
		1.Jos Veldboer													
1	1	4:10.337	1:43.745	1:34.845	51.747	136.4	4:10.337								
2	1	3:09.965	56.058	1:25.400	48.507	162.2	7:20.302								
3	1	3:03.799	53.793	1:22.827	47.179	191.2	10:24.101								
4	1	3:02.220	52.715	1:22.438	47.067	183.7	13:26.321								
5	1	3:11.064 <b>B</b>	52.550	1:21.804	56.710	188.8	16:37.385								
6	1	4:07.091	1:58.930	1:21.208	46.953	179.4	20:44.476								
7	1	2:59.606	52.120	1:20.510	46.976	188.2	23:44.082								
8	1	2:58.636	52.303	1:20.049	<b>46.284</b>	195.3	26:42.718								
9	1	<b>2:58.388</b>	<b>51.872</b>	<b>1:19.962</b>	46.554	197.8	29:41.106								
10	1	3:27.319 <b>B</b>	1:00.967	1:28.324	58.028	137.1	33:08.425								